



C6

COMBICONTROL C6

MADE
IN
GERMANY



**Automation
Systems**



Automation System KEB COMBICONTROL C6

KEB COMBICONTROL C6 is the new line of motion control solution, focussed to high dynamic drive orientated applications.

Scalable and tailored for dedicated tasks in OEM machines and systems. The embedded or IPC based control platform utilizes state of the art user free programmable IEC 61131-3 software with the latest solution and utilities offered by the CoDeSys V3 core and .net based software tool **KEB COMBIVIS studio 6**.

KEB COMBICONTROL C6-COMPACT

Is the embedded solution for smaller machines and best choice for economical sub-control concepts with motion applications.

KEB COMBICONTROL C6-PERFORM

Is structured as a high performance IPC platform in single chip version, or Core™2 Duo chipset configuration for integrated motion control and visualization in one hardware package. Both types are available in BOX-IPC and PANEL-IPC from 12" to 17" high resolution touch screens. This offers the high end motion and CNC control functionality.

KEB COMBICONTROL C6-ECON

Offers a medium size IPC performance and the basis for most standard typical machine control tasks. Depending on the requirements of the mechanical installation the C6-ECON is available as a compact Box-IPC or integrated Panel IPC with 8" to 17" size touch screens.

KEB COMBICONTROL C6-VISU

Is the IPC based visualization solution with economic touch screens ranging from 6" to 12" utilizing CoDeSys Target ViSu/3S or PremiumHMI high end visualization software packages.

Content	page
System overview	3
Embedded Control	4
C6-COMPACT	4
HMI- solution	5
IPC - Control	6
C6-ECON Box IPCs	6
C6-ECON Panel IPCs	7
C6-PERFORM Box IPCs	8
C6-PERFORM Panel IPCs	9
C6-VISU Visualisation IPCs	10
Remote I/O system	12
Engineering software COMBIVIS studio 6	14
KEB adress list	16

Constructed on powerful drive solutions for single and multi-axes applications KEB offers in addition the complete automation level for dynamic motion control tasks.

The main goal of the KEB automation philosophy is the cooperation with OEM builders in the development of bespoke and worldwide competitive machine control concepts.

Application design and software engineering is supported by a team of technicians and engineers, who have a large amount of experience gained through solution integration with major machine builders in all areas of control automation, where future solutions are with-out limits and know-how is in the customers hands.

C6

COMBICONTROL C6



KEB COMBICONTROL C6 COMPACT

The efficient and compact drive orientated control for machine automation.

Based on the integrated EtherCAT master protocol the **KEB COMBICONTROL C6-COMPACT** offers high speed serial communication for multi axis operation with invert or servo drives.

Digital and analogue inputs and outputs signals in addition to the onboard I/O can be directly connected via the EtherCAT system bus, with the modular and pluggable KEB Remote I/O system.

Point-to-point communication the HSP5 ports offers parallel serial bus communication with up to 4 **KEB COMBIVERT F5** inverters operating in open, closed and servo operation at nearly "no cost".

C6-COMPACT

Technical data	
voltage	18 ... 30 V DC
power	3 W
code + data / retain	32 MB / 32 kB
dimension (W x H x D)	44 x 125 x 144 mm
weight	0.3 kg
assembly	35 mm DIN rail mounting
operating temperature	-10 ... 45 °C
storage temperature	-25 ... 70 °C

C6-COMPACT hardware	part no.
embedded, 24 V DC, Soft-PLC	00C6.BA1-AAA0
embedded, 24 V DC, SoftMotion/CNC	00.C6.BA1-AAB0

Fieldbus versions	part no.
Profibus DP slave	00.C6.BA1-BAx0
CAN slave	00.C6.BA1-CAx0
Interbus slave	00.C6.BA1-DAx0



The structured and compiled format of the control software means there is no need for any operating system freeing up full system resources for the main Soft-PLC and SoftMotion tasks.

This makes the **KEB COMBICONTROL C6-COMPACT** very efficient and powerful in operation as a sub-control system below standard PLC's, simple to network with the field bus options for

- Profibus
- CAN
- Interbus
- Ethernet.

Most cost efficient is the fully handling of automation task in combination with the well performing KEB drive range for all kinds of asynchronous or synchronous systems.

CT

Serial interfaces	Onboard I / O's
1 EtherCAT Master	4 Digital IN (one high speed: 100 µs)
1 Ethernet 10/100 Mbit/s, Modbus TCP	4 Digital OUT (24V transistor - 0.7 A)
1 RS 232/485, DIN 66019, Modbus RTU	1 24 V DC Input
4 KEB HSP5, cyclic communication to F5 drives	

... easy to use with connection via MODBUS-RTU or RS 232 interface ...

HMI display for processing of parameters or to operate as a user interface.

3" graphic terminal with 25 function keys, monochrome 160x80pixel, **part no. 03.C6.AF2-00J0**

First upgrade in size and performance is the **4" touchscreen display** with standard Ethernet connection, 32 greyscales and 480x272 pixel **part no 04.C6.AF2-30J0**

KEB COMBICONTROL C6-VISU offers further solutions in size and functionality.



KEB COMBICONTROL C6 ECON

Box IPCs

The new **KEB COMBICONTROL C6-ECON** family was designed to provide a wide range of scalability in performance and functionality.

Based on the operating system Windows® XP embedded, "CoDeSys RTE" and designed with the "all in one" ASEM951 motherboard including Intel® Celeron® M ULV -1 GHz and 915 GM Express, the hardware starts with the Box-IPC as base version, mainly preferred in all mechanical installations with external monitor placement via VGA port.

C6-ECON

Serial interfaces


1 x EtherCAT Master RJ45
1 x Ethernet 10/100 Mbit/s RJ45
2 x RS 232 DSub9 male
4 x USB / Panel IPC + 1 x on frontside
Front Side Bus 400 MHz
1 x PS/2 Port (mouse or keyboard - Y adapter)
1 x VGA
1 x CFC slot

Technical data

voltage supply	18 ... 30 V DC
power	75 W
cache	512 KB
RAM	1 GB

Ambient conditions

operating temperature	0 ... 50 °C
storing temperature	-20 ... 60 °C
humidity (non condensing)	80 %



Box- and Panel IPC

Box IPC
8" touch panel
12" touch panel
15" touch panel
17" touch panel

Panel IPCs

offer the advantage of high integration of control and visualisation solution and reduce the configuration and installation requirements to a minimum.

KEB COMBICONTROL C6 ECON range comprise touch screen sizes from 8" to 17" in 5-wire resistive technology. All versions operate fanless without any rotating parts.


The aluminum panel mount chassis design offers a high level of component protection well the front panel is rated higher to IP65.

C6-ECON hardware	part no.
Box IPC, Celeron® 1.0 GHz, 1024 MB RAM, 24 V DC	00.C6.AE1-BAA0
8" Panel IPC, Celeron® 1.0 GHz, 1024 MB RAM, 24 V DC	08.C6.AE1-BAA0
12" Panel IPC, Celeron® 1.0 GHz, 1024 MB RAM, 24 V DC	12.C6.AE1-BAA0
15" Panel IPC, Celeron® 1.0 GHz, 1024 MB RAM, 24 V DC	15.C6.AE1-BAA0
17" Panel IPC, Celeron® 1.0 GHz, 1024 MB RAM, 24 V DC	17.C6.AE1-BAA0

C6-ECON hardware options	part no.
Dual CAN master card with NV RAM 512 k	xx.C6.AE1-BAB0
HDD - hard disc 80 GB or 160 GB	on request
SSD - solid state disc 4 GB, 8 GB, 16 GB or 32 GB	on request
UPS- supply 15 minutes	on request

C6-ECON software configuration on CFC - 2 GB	part no.
XP embedded, CoDeSysV3 XP RTE, SoftPLC	A0.C6.DE3-1100
XP embedded, CoDeSysV3 XP RTE, SoftPLC, CoDeSys Target Visu	A0.C6.DE3-1101
XP embedded, CoDeSysV3 XP RTE, SoftPLC, PremiumHMI	A0.C6.DE3-1102
XP embedded, CoDeSysV3 XP RTE, SoftMotion/CAM/CNC	A1.C6.DE3-1110
XP embedded, CoDeSysV3 XP RTE, SoftMotion/CAM/CNC, CoDeSys Target Visu	A1.C6.DE3-1111
XP embedded, CoDeSysV3 XP RTE, SoftMotion/CAM/CNC, PremiumHMI	A1.C6.DE3-1112

Dimension W x H x D	Weight
252 x 190 x 96 mm	2.0 kg
250 x 210 x 109 mm	3.1 kg
335 x 270 x 109 mm	4.6 kg
390 x 315 x 109 mm	5.3 kg
455 x 355 x 109 mm	6.7 kg



KEB COMBICONTROL C6 PERFORM

Box IPCs

are focused on all kinds of high performance control solutions and offer the newest technology for automation tasks.

Windows® XP embedded and "CoDeSys RTE" in combination with the 2.2 GHz single controller or the second level version with 2 x 1.8 GHz Core™2 Duo opens new application segments for IPC based control and guarantees a independent usage in application with a higher number of participants. The EtherCAT communication network integrates all levels with fastet access to process parameters.

C6-PERFORM

Serial interfaces	
1	EtherCAT Master RJ45
1	Ethernet 10/100 Mbit/s RJ45
2	RS 232 DSub9 male
4	USB / Panel IPC plus 2 on frontside
Front Side Bus 800 MHz	
1	VGA
1	DVI
1	CFC slot
2	PS/2 (mouse and keyboard)

Technical data	
voltage supply	18 ... 30 V DC
power	140 W
cache	512 KB
RAM Celeron®	1 GB
RAM Core™2 Duo	2 GB

Ambient conditions	
operation temperature	0 ... 50 °C
storage temperature	-20 ... 60 °C
humidity (non condensing)	80 %



Box- and Panel IPC
Box IPC
12" touch panel
15" touch panel
17" touch panel

Panel IPCs

The fully scalable solution for high-performance application, powerful with high resolution touch screen display sizes from 12" to 17".

Standard configurations with several interfaces the system can be optimized for specific application requirements.

Compact flash card without rotating parts makes the hardware extremely robust against mechanical loads and ensure stable operation and long lifetime.



C6-PERFORM hardware		part no.
Box IPC, Celeron®	2.2 GHz, 1024 MB RAM, 24 V DC	00.C6.AB1-CAA0
Box IPC, Core™2 Duo,	2 x 1.8 GHz, 2048 MB RAM, 24 V DC	00.C6.AB1-DAA0
12" Panel IPC, Celeron®	2.2 GHz, 1024 MB RAM, 24 V DC	12.C6.AB1-CAA0
12" Panel IPC, Core™2 Duo	2 x 1.8 GHz, 2048 MB RAM, 24 V DC	12.C6.AB1-DAA0
15" Panel IPC, Celeron®	2.2 GHz, 1024 MB RAM, 24 V DC	15.C6.AB1-CAA0
15" Panel IPC, Core™2 Duo	2 x 1.8 GHz, 2048 MB RAM, 24 V DC	15.C6.AB1-DAA0
17" Panel IPC, Celeron®	2.2 GHz, 1024 MB RAM, 24 V DC	17.C6.AB1-CAA0
17" Panel IPC, Core™2 Duo	2 x 1.8 GHz, 2048 MB RAM, 24 V DC	17.C6.AB1-DAA0

C6-PERFORM hardware options		part no.
Dual CAN master card with NV RAM 512 k (housing size H3!)		xx.C6.AA1-_AB0
HDD - hard disc 80 GB or 160 GB		on request
SSD - solid state disc 4 GB, 8 GB, 16 GB or 32 GB		on request

C6-PERFORM software configuration on CFC - 2 GB		part no.
XP embedded, CoDeSysV3 XP RTE, SoftPLC		E0.C6.DE3-1100
XP embedded, CoDeSysV3 XP RTE, SoftPLC, CoDeSys Target Visu		E0.C6.DE3-1101
XP embedded, CoDeSysV3 XP RTE, SoftPLC, PremiumHMI		E0.C6.DE3-1102
XP embedded, CoDeSysV3 XP RTE, SoftMotion/CAM/CNC		E1.C6.DE3-1110
XP embedded, CoDeSysV3 XP RTE, SoftMotion/CAM/CNC, CoDeSys Target Visu		E1.C6.DE3-1111
XP embedded, CoDeSysV3 XP RTE, SoftMotion/CAM/CNC, PremiumHMI		E1.C6.DE3-1112

Dimension W x H x D [mm]	Weight			
	H1	H3	H1	H3
370 x 254 x	69	125	4.8 kg	6.4 kg
355 x 270 x	87	140	8.9 kg	10.5 kg
425 x 305 x	87	140	8.9 kg	10.5 kg
455 x 355 x	87	142	8.9 kg	10.5 kg



Visualisation IPCs

C6-VISU are appointed for the specific tasks of visualization and the human-machine-interface (HMI) of machines and production systems.

Based on Windows CE® operating system. The unit come preinstalled with the visualization software solutions of

CoDeSys-HMI/Visu

to enable you to create simple and easy displays using the standard library of engineering tools.

C6-VISU

C6-VISU hardware	part no.
6" touch panel, AMD Geode™ 500 MHz, 1 GB, 24 V DC, VGA 640 x 480	06.C6.AD1-AAA0
8" touch panel, AMD Geode™ 500 MHz, 1 GB, 24 V DC, SVGA 800 x 600	08.C6.AD1-AAA0
12" touch panel, AMD Geode™ 500 MHz, 1 GB, 24 V DC, SVGA 800 x 600	12.C6.AD1-AAA0

C6-VISU software configuration on CFC - 2 GB	part no.
Windows® CE 6.0 professional, PremiumHMIplus demo version	D0.C6.DE3-2000
Windows® CE 6.0 professional, PremiumHMIplus licenced version	D0.C6.DE3-2002
Windows® CE 6.0 professional, CoDeSysHMI demo version	D0.C6.DE3-2003
Windows® CE 6.0 professional, CoDeSysHMI licenced version	D0.C6.DE3-2004



Dimension	H x W x D
6" touch panel	168 x 201 x 74 mm
8" touch panel	202 x 240 x 79 mm
12" touch panel	262 x 321 x 79 mm

For higher dedicated requirements of graphic design the established visualisation software

PremiumHMIplus

offers a full functional platform and increased features.

In addition to the **C6-VISU** touch panel range with display sizes from 6 ... 12" further solutions up to 17" are available on the hardware of all **C6-ECON** types.

Serial interfaces		Technical data	
1	Ethernet 10/100 Mbit/s	voltage supply	18 ... 30 V DC
2	USB, plus 1 x frontside	power	15 W
1	RS 232 DSUB 9 male	RAM	1 GB
1	RS 232/485 DSUB 15 male	front protection	IP 65
1	CFC slot		

Weight
1.6 kg
2.2 kg
3.2 kg



KEB COMBICONTROL C6 Remote I/O System

Analog and digital - For all additional input and output handling in automation solutions the **KEB Remote I/O** brings real time serial communication into the I/O level.

The system operates direct via EtherCAT bus communication into every single device and secures highest speed and performance with smallest space requirement.


Designed in a standardized 25 mm aluminium based frame with strong EMC performance every bus coupler module can operate up to 20 remote I/O-modules.

Remote I/O

Description	part.-no.
Bus coupler unit 24 VDC, max. 3 A	00.C6.CA1-0100

Description	part.-no.	Terminal
Digital IN 16 - 1 ms	00.C6.CB1-0100	00.90.501-7121
Digital IN 32 - 1 ms	00.C6.CB1-0200	00.90.501-7119
Digital OUT 16 - 500 mA	00.C6.CB1-0500	00.90.501-7121
Digital IN 16 / OUT 16	00.C6.CB1-0600	00.90.501-7119

Description	part.-no.	Terminal
Analog IN 4 (0-20/4-20 mA/12 bit)	00.C6.CC1-0100	00.90.501-7121
Analog IN 8 (0-20/4-20 mA/12 bit)	00.C6.CC1-0200	00.90.501-7119
Analog IN 4/8 (0-10/+10 V/13 bit)	00.C6.CC1-0300	00.90.501-7121
Analog IN 8/16 (0-10/+10 V/13 bit)	00.C6.CC1-0400	00.90.501-7119
Analog OUT 4/8 (0-20/4-20 mA/12 bit)	00.C6.CC1-0500	00.90.501-7121
Analog IN 4 PT/Ni 100 (16 bit)	00.C6.CC1-0700	00.90.501-7121
Analog IN 8 PT/Ni 100 (16 bit)	00.C6.CC1-0800	00.90.501-7119
Analog IN 4 PT/Ni 1000 (16 bit)	00.C6.CC1-0900	00.90.501-7121
Analog IN 8 PT/Ni 1000 (16 bit)	00.C6.CC1-1000	00.90.501-7119
Analog IN 4 Thermo (16 bit)	00.C6.CC1-1100	00.90.501-7121
Analog IN 8 Thermo (16 bit)	00.C6.CC1-1200	00.90.501-7121



Buscoupler



digital modules



analog modules



**KEB terminal 36-pole
part no. 00.90.501-7119**

**KEB terminal 18-pole
part no. 00.90.501-7121**

With up to 3 amp power consumption many different analog and digital module combinations can simply be connected and mounted on a standard 35 mm DIN Rail system.

Pluggable high density spring-type terminals on all modules allows simple change in operation and easy cabling.

Strong EMC shielding and effective cord grip is ensured by the shielding plates.

KEB Remote I/O supports the decentralization of machine concepts and improves the modular manufacturing and set-up process.

System




IPC Control



Remote I/O



Drive units



Motors



Option shielding plates 2 x 8 mm
part no. 00.C6.CD1-0400



Option shielding plates 1 x 14 mm
part no. 00.C6.CD1-0500

KEB COMBIVIS studio 6

Engineering tool

The general requirements for technical solutions are continuously increasing and the engineering environment is an important key factor for powerful and efficient design results.

With **KEB COMBIVIS studio 6** a new platform is prepared, where .net based applications are linked into one central tool with high end functional integration.



Demo version of **KEB COMBIVIS studio 6** software is available for registered customers under www.keb.de.

COMBIVIS studio 6

CoDeSys - Soft PLC

logic and libraries
Programming IEC 61131-3

CoDeSys - Softmotion / CNC

libraries

CoDeSys Target Visu

visualization

KEB Utility

libraries

KEB COMBIVIS 6

Parameterization

KEB Drives

Wizards

EtherCAT bus configuration
EtherCAT Process data mapping
Motor configuration...

Tool

Oscilloscope

embedded controls
C6-COMPACT



IPC controls
C6-ECON



C6-PERFORM



C6-VISU



Inputs and outputs
KEB Remote I/O



COMBICONTROL

From the selection and installing support for single and multi axis drives over the EtherCAT fieldbus configuration up to the functional programming of soft-PLC, motion control and CNC - one tool with many integrated functions.

With special wizzard templates the software simplifies the adaption of servo motors or connect the predesigned fieldbus concept with additional modules of the Remote I/O system.

Optimization of control loops is supported by a fully digital scope with 16 channels.



single axis
KEB EtherCAT drives



multi axis
KEB EtherCAT drives

Headquarters

Karl E. Brinkmann GmbH
Försterweg 36 - 38
D-32683 Barntrup
Internet: www.keb.de

Tel.: + 49 (0) 5263 401-0
Fax: + 49 (0) 5263 401-116
E-Mail: info@keb.de

SUBSIDIARIES

AUSTRIA

KEB Antriebstechnik
Austria GmbH
Ritzstraße 8
A - 4614 Marchtrenk
Tel.: +43 (0)7243 53586-0
Fax: +43 (0)7243 53586-21
E-mail: info@keb.at
Internet: www.keb.at

CHINA

KEB Power Transmission
Technology (Shanghai) Co. Ltd.
No. 435 QianPu Road
Songjiang East Industrial Zone
CN-201611 Shanghai, PR. China
Tel.: +86 (0)21 37746688
Fax: +86 (0)21 37746600
E-mail: info@keb.cn
Internet: www.keb.cn

GERMANY

KEB Antriebstechnik GmbH
Wildbacher Straße 5
D-08289 Schneeberg
Tel.: +49 (0)3772 67-0
Fax: +49 (0)3772 67-281
E-mail: info@keb-combidrive.de

FRANCE

Société Française KEB
Z.I. de la Croix St. Nicolas
14, rue Gustave Eiffel
F - 94510 LA QUEUE EN BRIE
Tel.: +33 (0)149620101
Fax: +33 (0)145767495
E-mail: info@keb.fr
Internet: www.keb.fr

GREAT BRITAIN

KEB (UK) Ltd.
6 Chieftain Business Park,
Morris Close
Park Farm, Wellingborough
GB - Northants, NN8 6 XF
Tel.: +44 (0)1933 402220
Fax: +44 (0)1933 400724
E-mail: info@keb-uk.co.uk
Internet: www.keb-uk.co.uk

ITALY

KEB Italia S.r.l. Unipersonale
Via Newton, 2
I - 20019 Settimo Milanese (Milano)
Tel.: +39 02 33535311
Fax: +39 02 33500790
E-mail: info@keb.it
Internet: www.keb.it

JAPAN

KEB - Japan Ltd.
15 - 16, 2 - Chome
Takanawa Minato-ku
J - Tokyo 108 - 0074
Tel.: +81 (0)33 445-8515
Fax: +81 (0)33 445-8215
E-mail: info@keb.jp
Internet: www.keb.jp

RUSSIA

KEB RUS Ltd.
Lesnaya str, house 30
Dzerzhinsky (MO)
RUS - 140091 Moscow region
Tel.: +7 (0)495 5508367
Fax: +7 (0)495 6320217
E-Mail: info@keb.ru
Internet: www.keb.ru

USA

KEB America, Inc
5100 Valley Industrial Blvd. South
USA - Shakopee, MN 55379
Tel.: +1 952 2241400
Fax: +1 952 2241499
E-mail: info@kebameric.com
Internet: www.kebameric.com

Representative offices in Belgium • Korea • Sweden • Spain

Further partners for ...

Australia • Belgium • Bolivia • Brazil • Bulgaria • Chile • Czech Republic • Denmark • Egypt • Greece • Hungary • India • Indonesia • Iran • Israel • Kazakhstan • Malaysia • Morocco • Netherlands • New Zealand • Pakistan • Poland • Portugal • Romania • Singapore • Slovakia • South Africa • Spain • Sweden • Switzerland • Taiwan • Thailand • Tunisia • Turkey • Ukraine • Uzbekistan

... under www.keb.de/en/contact/keb-worldwide.html



© KEB 00.00.000-51C6 / 09-2010 • Subject to technical changes!

